

A Report on Homelessness in the County of Frontenac

Final Report

Funded and Produced by:

**The United Way
serving Kingston, Frontenac,
Lennox and Addington**



December 2007



TABLE OF CONTENTS

	Page
1.0 Introduction	2
1.1 Purpose of Study	2
1.2 Scope of Study	3
1.3 Study Methodology	3
2.0 Homelessness and Affordable Housing Concepts	4
2.1 The Continuum of Housing Needs	4
2.2 Three Patterns of Homelessness	5
2.3 Hidden Homelessness	6
3.0 The County of Frontenac	6
3.1 Location	7
3.2 Population	8
3.3 Housing Types	9
3.4 Income	10
3.5 Housing Affordability	10
3.6 Social Service Indicators for Frontenac County	14
3.7 Social Housing Registry Information	15
3.8 Emergency and Social Housing	15
3.9 Anecdotal Information on Need	16
4.0 Community Contribution	17
4.1 Study Participants	17
4.2 Study Development	18
4.3 Community Consultations	18
5.0 Concluding Observations	21
Appendix: Summary Statistics for the Frontenacs	
South Frontenac Profile	22
Central Frontenac Profile	23
North Frontenac Profile	24
Frontenac Islands Profile	25

List of Figures

	Page
Figure 1: Continuum of Housing Needs	5
Figure 2: County of Frontenac Map and Township boundaries	6
Figure 3: County of Frontenac location in Eastern Ontario	7
Chart: Number of Farm, Permanent (non-farm) and Seasonal Households	9
Figure 4: Percentage of Households paying 30% or more of income on Shelter in 2001 -- County of Frontenac, City of Kingston, and Province of Ontario	11
Figure 5: Percentage of Households paying 30% or more of income on Shelter in 2001 -- Frontenac Townships	12



1.0 Introduction

Homelessness and affordable housing have received a great deal of attention in the province of Ontario in recent years. In the Kingston area, three studies of these issues have been conducted in the last three years, two in the City of Kingston (one in 2004, and another in 2006), and one in the County of Lennox and Addington (completed in June of 2007).

To date there has not been a study of homelessness and affordable housing for the County of Frontenac. To address this, the United Way serving Kingston, Frontenac, Lennox and Addington hired a consultant in early 2007 to study the issue of homelessness in rural areas of the County of Frontenac.

This report contains a preliminary study of rural homelessness.

When it comes to our rural communities, however, the perception of homelessness is entirely different. With almost no emergency shelters to speak of, and few supportive or transitional housing options, people who are homeless or insecurely housed tend to either be “hidden” (staying with friends or family), or leave the community altogether.

Homeless or insecurely housed people who do remain in rural communities can face extra challenges that they wouldn’t face in urban centres. Utility costs can be a significant problem. Many homes in rural communities are heated with electricity in the winter, and the recent increases in electricity costs have placed significant strain on already overextended budgets. For those that heat with oil, the requirement for annual inspections of their oil tanks can also result in unforeseen costs.

1.1 Purpose of Study

The purpose of this study is to provide insight into homelessness and affordable housing in the County of Frontenac.

Statistical and anecdotal information is used to provide an overview of the issues of homelessness and housing insecurity in the County of Frontenac and to identify issues faced by those who are homeless or are at risk of becoming homeless.



1.2 Scope of Study

This study focuses on issues related to homelessness and housing insecurity in the 4 rural Townships that make up the County of Frontenac namely:

- South Frontenac
- Central Frontenac,
- North Frontenac, and
- Frontenac Islands

It should be noted that an in-depth analysis of the economic conditions within the County of Frontenac, while relevant to the issues of homelessness and housing insecurity, is outside the scope of this study and will not be included in this report (although some key points will be mentioned). However, interested readers can find a number of recent reports that examine the economic conditions and outlooks for the County, a few of which are listed below:

- County of Frontenac *Business Retention and Expansion Report (2007)*
- Thousand Islands Region Workforce Development Board *Trends, Opportunities, Priorities (T.O.P.s) Update (January, 2007)*
- County of Frontenac *Report on the Economy (2006)*
- County of Frontenac *Competitive Analysis & Labour Force Analysis (2005)*

These reports can be found on the County of Frontenac website (www.frontenacounty.ca), and the Thousand Islands Region Workforce Development Board website (www.workforcedev.ca).

1.3 Study Methodology

The key research methods used to complete this study were:

- Literature Review (internet and library-based)
- Community Consultation (interviews with Key Informants and Public Forums)



2.0 Homelessness and Affordable Housing Concepts

When describing the homeless or the issues surrounding affordable housing, social workers, community planners, and homelessness and housing advocates often speak of three major concepts: *The Continuum of Housing Needs*, the *Three Patterns of Homelessness*, and the *Hidden Homelessness*. A fourth concept, less well-known but important in the context of this study, is *Rural Homelessness*.

2.1 The Continuum of Housing Needs

The Continuum of Housing Needs (as shown in Figure 1, below) refers to the range of housing options that are available to the general public, from Emergency Shelters on one end of the continuum (geared to providing short-term shelter and intensive counseling and support services for individuals and/or families who are in crisis and have lost their place to live) to Market Rate Housing (rental or ownership housing where the individual or family pays their way completely with no supportive services required) on the other. In between are various degrees of subsidized housing and housing-related services, which include:

- Transitional Housing (for Youths, Adults, Families, and Seniors),
- Supportive Housing (for Youths, Adults, Families, and Seniors), and
- Not-For-Profit Housing (for Adults, Families, and Seniors).

The goal of social workers and others who work with the homeless or people in social housing is to try to move people from the left hand of the continuum (i.e. Emergency Shelters, Transitional & Supportive Housing) where they need higher levels of financial and/or consultative support, to the right hand side of the continuum (i.e. Not-for-Profit Housing and Market Rate Housing) where they may only need minimal support or none at all.

For some individuals, such as people with serious health and mental problems, it may not be possible for them to achieve complete independence with respect to housing. Seniors are another group that may need to take advantage of Supportive Housing (e.g. Nursing Homes), as health problems related to advancing age may develop.



2.2 Three Patterns of Homelessness

The Three Patterns of Homelessness refers to the different ways of describing the kinds of homeless people that may end up needing assistance, as follows:

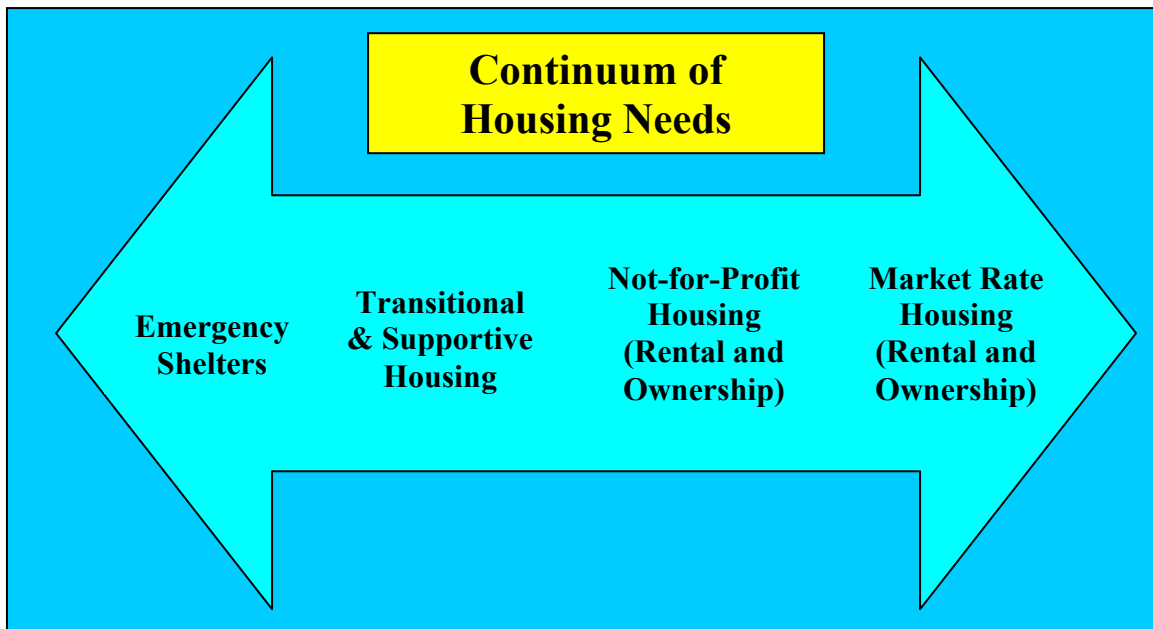


Figure 1: Continuum of Housing Needs (SOURCE – Adapted from *The Kingston Model for Affordable Housing Development Continuum of Housing Needs (2004)* and the *Kingston Model for Action – Affordable Housing Supply (2005)*)

Chronic Homelessness: People in this category may remain homeless for long periods of their lives, and often have a number of complex issues (such as mental health challenges, frequent hospitalization or incarceration, and drug additions)

Episodic Homelessness: People in this category tend to use shelters as frequent, and short-term, places to stay, coming and going depending on the season or whenever they can find work.

Transitional Homelessness: People in this category may find themselves homeless due to economic hardship or some other unforeseen event.



2.3 Hidden Homelessness

The patterns of homelessness described above often become apparent only when the individuals or families show up at emergency shelters or other social agencies. However, some people without homes of their own may not go to shelters or ask for help from social workers when they lose their homes. They may instead move in temporarily with family or friends, perhaps staying in one place or cycling between a number of different places. They may stay in substandard living arrangements (maybe without electricity, heat, or running water). Some, such as women with small children, may even stay in abusive relationships or substandard housing because they fear that if they ask for help they may lose custody of their children. All of these situations are examples of the Hidden Homeless, which many researchers and social workers feel may represent the vast majority of all those who are homeless in Canada.

3.0 The County of Frontenac an Overview

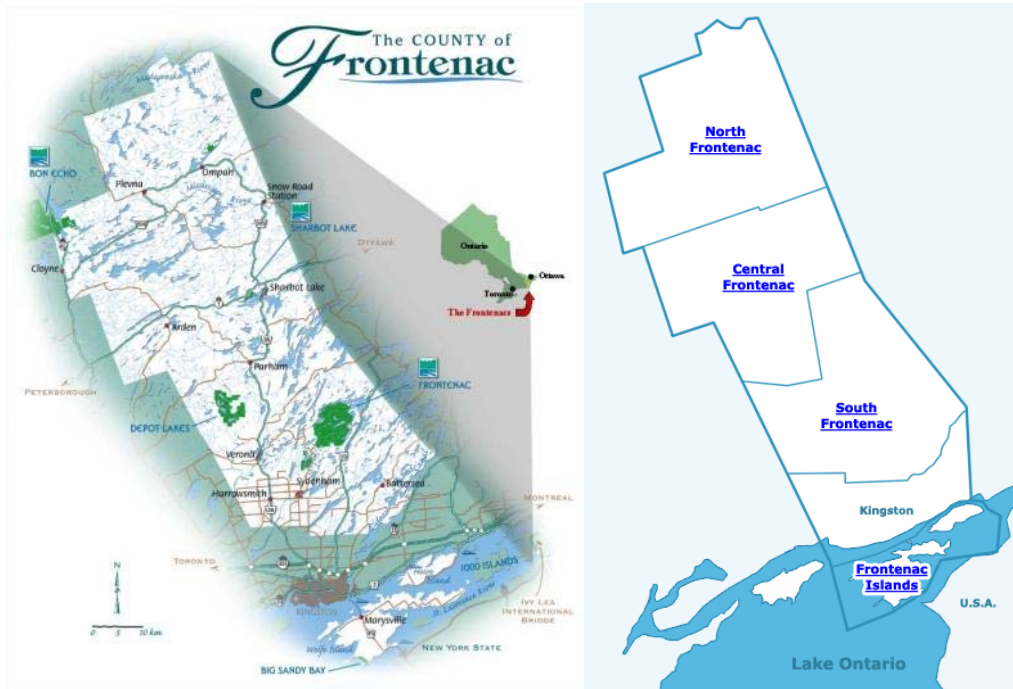


Figure 2: County of Frontenac Map and Township boundaries. (SOURCE - County of Frontenac and Land O' Lakes Tourist Association)



3.1 Location

The County of Frontenac is made up of 4 Townships that are located near the City of Kingston: 3 to the north of the City, and one to the south (see Figure 2). All four townships are considered to be rural (given their low population densities), with a number of small towns and villages scattered throughout.



Figure 3: County of Frontenac location in Eastern Ontario. (SOURCE – Ontario East Economic Development Commission)



3.2 Population Size

Population is the next critical component to be considered. A community's population size and distribution, as well as how those characteristics are changing, can have an impact on how easy it can be for its inhabitants to find and retain housing.

In terms of population size, the County of Frontenac is relatively small. Table 1, below, shows the County's population (in total and broken down by Township) for the last 3 Canadian Census results, along with the City of Kingston for comparison.

Table 1
Population and Percent Growth
County of Frontenac
1996 – 2006

	Year	County of Frontenac	Central Frontenac	Frontenac Islands	North Frontenac	South Frontenac
Population	1996	23,760	4,615	1,661	1,773	15,711
	2001	24,411	4,557	1,638	1,801	16,416
	2006	26,658	4,665	1,862	1,904	18,227
% growth	1996-2001	2.7%	- 1.3%	- 1.4	1.6%	4.5%
	2001-2006	9.2%	2.4%	13.7%	5.7%	11%
	1996-2006	12.2%	1.1%	12.1%	7.4%	16%

(Statistics Canada 1996, 2001, and 2006 Census)

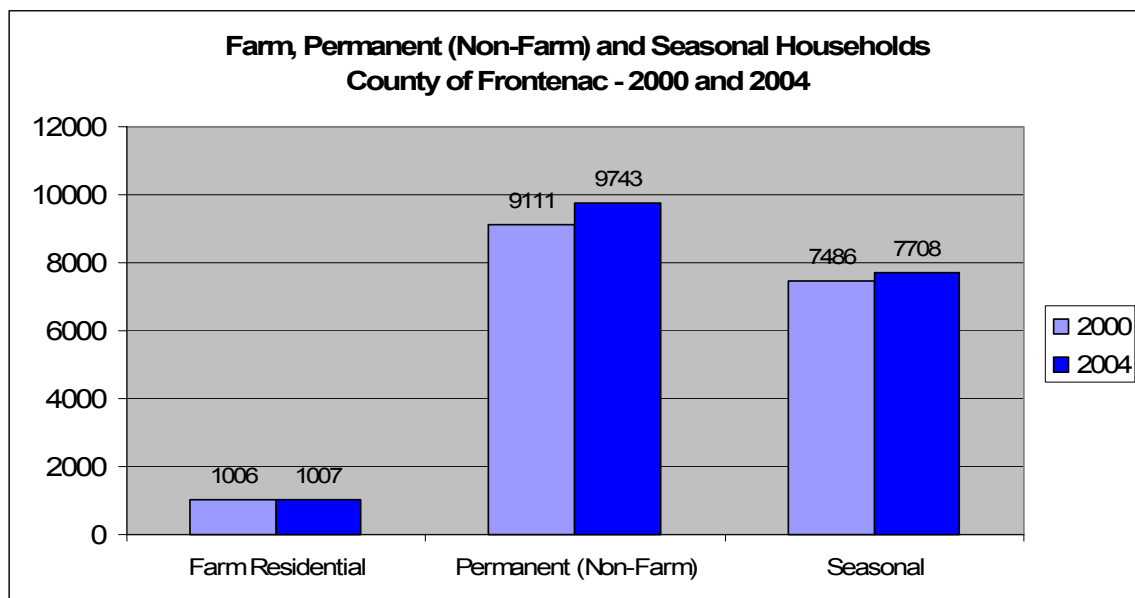
Rate of Population Change

Table 1 also shows how the overall population has changed between 1996 and 2006 for the County of Frontenac. The County as a whole has experienced significant growth over the last ten years, although each Township has experienced different rates of population change.



3.3 Housing Types

The chart below shows that the County has almost as many seasonal homes as permanent homes, and that both the number of permanent non-farm homes and the number of seasonal homes have increased slightly between 2000 and 2004.



Farm, Permanent (Non-Farm) and Seasonal Households – County of Frontenac – 2000 and 2004 (SOURCE – County of Frontenac Competitive Analysis and Labour Force Analysis, September 2005)



3.4 Income

Along with location and population, economic conditions can have an impact on housing availability and affordability. In 2000, the median income for a wage earner in the County of Frontenac was \$23,114 (half the wage earners earned more; half earned less).

(Statistics Canada 2001 Census)

More recent figures (from 2005), indicate half the Frontenac County households (which often include more than one wage earner) had incomes of \$52,500 or less.

3.5 Housing Affordability

The accepted standard of “housing affordability” is perhaps the most indicative of the ease in which community residents can find and retain adequate housing.

As part of its census calculations, Statistics Canada estimates the percentage of households within a given area that pay 30% or more of their income on housing -- referred to as Housing Affordability. (Although this data is over 5 years old, Housing Affordability data from the 2006 Canadian census will not be available from Statistics Canada until May, 2008. Once the 2006 data is available these numbers should be reviewed.)

Most experts that study homelessness and housing insecurity agree that housing that costs more than 30% of a family’s annual income is not “affordable”, and may draw resources away from other critical needs such as food, clothing, and transportation.

The Ontario government, through Provincial Policy Statement, 2005, defines “affordable” as it relates to housing in Ontario to mean:

- a) in the case of ownership housing, the least expensive of:
 - housing for which the purchase price results in annual accommodation costs which do not exceed 30 percent of gross annual household income for low and moderate income households; or
 - housing for which the purchase price is at least 10 percent below the average purchase price of a resale unit in the regional market area;
- b) in the case of rental housing, the least expensive of:
 - a unit for which the rent does not exceed 30 percent of gross annual household income for low and moderate income households; or
 - a unit for which the rent is at or below the average market rent of a unit in the regional market area.



As one of the closest metrics of housing insecurity (and its potential result, homelessness), the housing affordability is a very useful benchmark in making comparisons across a number of regions. From Figure 4, the percentage of households in the County of Frontenac that spent 30% or more of their income on housing in 2001 was 19.0% (compared to 28.5% in the City of Kingston and 25.3% in the Province of Ontario).

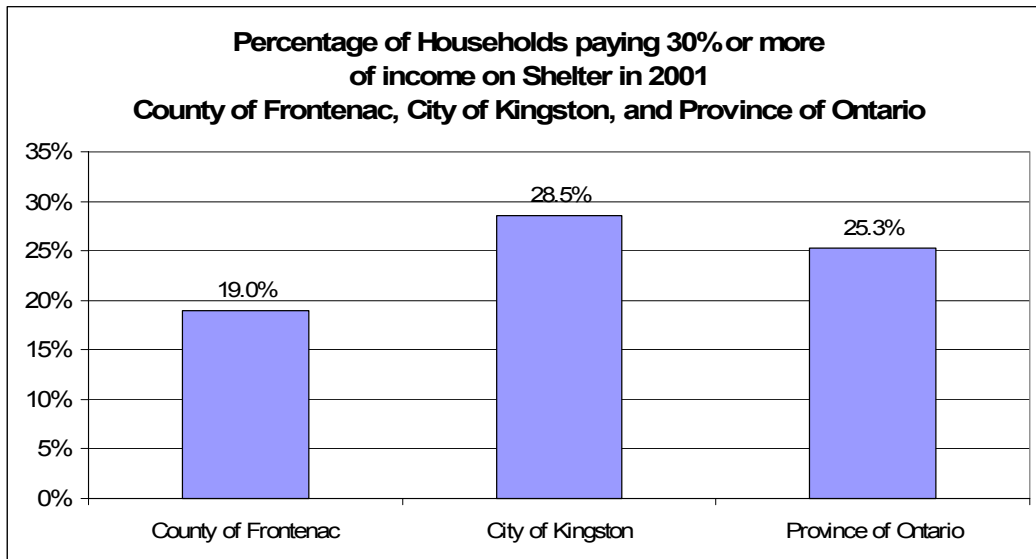


Figure 4: Percentage of Households paying 30% or more of income on Shelter – County of Frontenac, City of Kingston, and Province of Ontario (Statistics Canada 2001 Census)

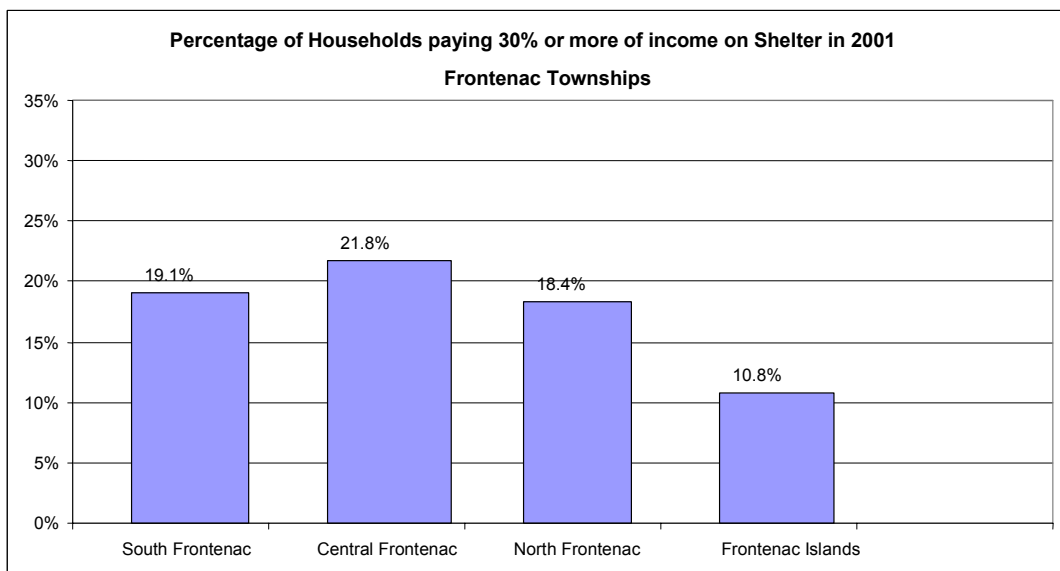


Figure 5 Percentage of Households paying 30% or more of income on Shelter in 2001 – Frontenac Townships and City of Kingston (SOURCE – Statistics Canada 2001 Census)



The chart below indicates what rent level would be considered “affordable” for a given income level. For example, 40% of Frontenac County wage earners have incomes of \$23,100 or less -- meaning that rents over \$580/month would not be affordable for them.

Frontenac County	Income	Affordable Rent
Income 20 th Percentile	\$13,700	\$340
Income 30 th Percentile	\$18,200	\$450
Income 40 th Percentile	\$23,100	\$580
Income 50 th Percentile	\$29,600	\$740
Income 60 th Percentile	\$36,900	\$920
Source of percentile estimates: Rental household incomes and affordable rents for 2006, MMAH, Market Housing Branch		

Average rents by bedroom count for 2006

Bedroom count	Bachelor	One	Two	Three	Four	Three +	Total
Frontenac	\$513	\$663	\$809	\$939	n/a	\$995	\$753
Source: MMAH, Market Housing Branch (based on 2005 data)							

Affordable Home Ownership

Frontenac County	Income	Affordable House Price
Income 20 th Percentile	\$22,700	\$76,500
Income 30 th Percentile	\$31,900	\$107,500
Income 40 th Percentile	\$42,100	\$142,000
Income 50 th Percentile	\$52,500	\$177,000
Income 60 th Percentile	\$64,000	\$216,000
Source: Household incomes and affordable house prices for 2006, MMAH Market Housing Branch		

Note: According the Ministry of Municipal Affairs and Housing, Market Housing Branch, the average resale house price in Frontenac County was \$196,000 (based on Canadian Real Estate Board MLS data for 2005).



3.6 Social Service Indicators for Frontenac County

The table below indicates the number of services provided to Frontenac County residents by various social service and health agencies. They give some sense of the extent of need among those in particular need of support in times of stress and/or crisis. Housing needs are often part of the challenge for these residents.

<u>Agency</u>	<u>Annual Service Contacts</u>
CMHA - Children's Mental Health	318
Elizabeth Fry - Community Outreach	23
Food Sharing Project	355
Kairos Rehabilitation Program	126
K3C - Family and Youth Counselling	50
Kingston Interval House - Emergency Shelter	32
North Frontenac Community Services - Family Counselling	143
Ryandale Shelter - Emergency and Transition Shelter	26
Sexual Assault Centre Kingston - Group Therapy for Women	9
Youth Diversion Program - Mentor & Rebound Programs	45

Housing-related Services

A number of programs are available to assist families and individuals facing housing challenges, including Ontario Works, Ontario Disability Support Program, Emergency Food Bank, medical services, family and individual counselling, and support through a rent bank and utilities bank. Service providers operate out of Sharbot Lake (for North and Central Frontenac) and Sydenham (for South Frontenac).



3.7 Social Housing Registry Information

One source of information on the need for social housing in the County of Frontenac is the Social Housing Registry maintained by the City of Kingston that covers both the City and the County social housing resources.

The City of Kingston maintains a registry of all those who have applied for, and are eligible to receive, social housing in the County of Frontenac (as well as in the City itself).

As of August, 2007, a total of 82 households were on the waiting list for rent-geared-to-income assistance for social housing units located in the County of Frontenac (out of approximately 1,000 on the overall registry waiting list). These figures were broken down as follows:

- 48 households were on the waiting list for one of the 28 one- or two-bedroom not-for-profit Adult and Family units in Verona.
- 53 households were on the waiting list for one of the 19 one-, two-, three- or four-bedroom not-for-profit Adult and Family units in Sharbot Lake.
- 3 households were on the waiting list for one of the 55 one- or two-bedroom not-for-profit Senior units in Sydenham.

According to registry staff, these figures have remained fairly consistent over the last few years. They have not been validated, however, for double-counting (i.e. households that have applied more than once for housing in different areas), for those on the list who have since found housing or those who have been discouraged by long waiting times and therefore have not listed their names with the registry in the first place.

3.8 Emergency & Social Housing (Frontenac County Total)

Frontenac County has some non-profit housing resources but no local emergency or transitional shelter spaces:

Emergency Shelter Spaces	0	
Transitional Shelter Spaces	0	
Supportive Housing Units	0	
Cooperative Housing Units	0	
Seniors Not-for-profit Housing	55	(all 55 are in South Frontenac)
Adult/Family Not-for-profit Housing	47	(19 in Central Frontenac and 28 in South Frontenac)



3.9 Anecdotal Information on Needs

A number of service providers and members of the community at large were contacted over the course of this study. While many did not seem to think that homelessness or housing insecurity were pressing issues in their community, most could, upon reflection, think of instances where some individual or family within the community experienced problems finding or keeping their homes.

Some key profiles and/or trends emerged during these discussions include:

- **Homeless Youth** – stories were told of young adults who, for a variety of reasons, were no longer able to live at home with their families. Some found alternate places to stay temporarily (with family or friends), while others went to emergency shelters.
- **Homeless Seniors** – stories were also told of seniors on fixed income who experience housing difficulties. Often these difficulties were economic in nature (perhaps due to rising heating costs in the winter), but could also be due to rising medical problems.
- **Homeless Women and Children** – some stories were also told where women, often with children, were unable to remain in their current homes and needed to move into subsidized housing. For some the reasons were economic (loss of a job), while for others medical or domestic problems might have been the cause.
- **An influx of low-income people from urban areas** - Some individuals from urban areas, attracted by the lower rents in the County of Frontenac, have been migrating to the area looking for more affordable housing. Many are highly dependent on social services, and may not be aware of some of the extra costs that rural residents may face (such as high heating costs in the winter and high year-round transportation costs).
- **Multiple OW/ODSP clients living under the same roof** - Instances of multiple OW/ODSP clients sharing accommodation are increasing, sometimes in living accommodations that are far from ideal.
- **Rural residents migrating to cities** - Even as more people from urban areas are being drawn to the County of Frontenac, some rural residents are being forced to move to the city after having exhausted their local support network of family and friends.

In most of these stories, it was mentioned that the people experiencing housing difficulties preferred to stay in the community wherever possible (as opposed to moving to larger urban centres like Kingston), not only because the urban centres were felt to be unfamiliar and strange, but also because they were further away from family and friends, making it difficult to adjust. Those who do end up moving to centres like Kingston or Ottawa can become isolated and at great risk economically and socially.



4.0 Community Contribution

The United Way serving Kingston, Frontenac, Lennox & Addington would like to thank the many people who gave of their time, knowledge, and skills to help bring this report about.

4.1 Study Participants

Alex MacLeod - North Frontenac Food Bank
Andrew Ray – Community Member
Anne Helsby-Scouten – Ontario Works, Case Manager
Anne Pritchard – Executive Director, Frontenac Community Futures Development Corporation
Arlene Uens – Employment Counselor, Northern Connections Adult Learning Centre
Beth Freeland - Executive Director, Rural VISIONS Centre
Carol Little – Dawn House Women’s Shelter
Cathy Doyle– Ontario Works, Case Manager
Cheryl Robson - CAO / Treasurer, Township of North Frontenac
Chris Carr – Pastor, Trinity Anglican Church Wolfe Island
Gary Davison – Mayor, Township of South Frontenac
Gerry Fast – Director, KAIROS Counseling Services
Gordon Burns - Clerk Administrator, Township of South Frontenac
Greg Grange - Housing Manager, City of Kingston
Janet Gutowski - Mayor, Township of Central Frontenac
Jillian Manning – Family Services Coordinator, Rural VISIONS Centre
Jim Beam- Deputy Mayor, Township of North Frontenac
Jim Vanden Hoek – Mayor, Township of Frontenac Islands
John Duchene - Acting CAO, Township of Central Frontenac
Kevin Raison – Family Services Councilor, Northern Frontenac Community Services
Lee Campbell - Manager, Social Housing Registry Program, City of Kingston
Linda Brown – Member of Community
Linda Stevens - Homelessness Services Coordinator, City of Kingston
Lynda Price – Reverend, Harrowsmith-Verona Pastoral Charge
Michael Lanigan – Ontario Works Supervisor – Frontenac
Mike Wiley – Property Manager, North Frontenac Non-Profit Housing
Mitchell Shewell - Katarokwi Native Friendship Centre
Ron Maguire – Mayor, Township of North Frontenac
Sandra Sigsworth – Member of Community
Scott Black - Executive Director, Northern Frontenac Community Services
Steve Riddell - Director of Emergency Services/Fire Chief, Township of North Frontenac
Terry O’Shea - CAO/Clerk, Township of Frontenac Islands



4.2 Study Development

Bhavana Varma – President, United Way serving Kingston, Frontenac, Lennox & Addington

Elizabeth Fulton – Chief Administrative Officer, County of Frontenac

Susan Beckel - Deputy Clerk, County of Frontenac

Darlene Medhurst – Director, Labour Community Services,

United Way serving Kingston, Frontenac, Lennox & Addington

Christie Andrus – Volunteer Facilitator

Anndale McTavish – Volunteer Facilitator

Mary-Alice Thompson – Volunteer Facilitator

Jeff Wood – Consultant, Study Coordinator

4.3 Community Consultations

The purpose of these Community Consultations was to gather information about homelessness in the Frontenac Townships from **Key Informants** and the **Community at Large** through surveys, public meetings and phone interviews.

Key Informants - Organizations

- Ontario Works Case Manager – Frontenac (Sharbot Lake Office)
- Executive Director, Frontenac Community Futures Development Corporation
- Sustainability Planning Project, County of Frontenac
- Director, KAIROS Counseling Services
- Director of City of Kingston Social Services
- Executive Director, Kingston Community Health Centres
- Homelessness Services Coordinator, City of Kingston
- CAO, County of Frontenac
- Ontario Works Supervisor – Frontenac
- Katarokwi Native Friendship Centre
- Deputy Clerk, County of Frontenac
- North Frontenac Food Bank
- Executive Director, Community Living-North Frontenac
- Northern Frontenac Community Services
- North Frontenac Non-Profit Housing in Sharbot Lake
- Executive Director, Northern Frontenac Community Services
- CAO/Clerk of the Township of Frontenac Islands
- Executive Director, Central Frontenac Community Services
- Family Services Coordinator, Rural VISIONS Centre, Central Frontenac Community Services



Public Forum Invitees

Media Advertisement:

THE UNITED WAY serving Kingston, Frontenac, Lennox and Addington is seeking public input to provide direction and focus to help us with a Frontenac Community Plan on Homelessness. Please join us for discussion, input and refreshments.

Central Frontenac - July 18th, 2007 from 6:30pm to 8:00pm at Oso Community Hall – 1107 Garrett Street, Sharbot Lake

North Frontenac - July 19th, 2007 from 4:30pm to 6:00pm at Clar-Mill Community Hall – 6598 Buckshot Lake Road, Plevna

South Frontenac - July 25, 2007 from 6:30pm to 8:00pm at Township of South Frontenac Town Hall – 4432 George Street, Sydenham

Frontenac Islands - July 26, 2007 from 6:30pm to 8:00pm at Wolfe Island Town Hall – 1191 Hwy 96, Marysville

Some other contacts are as follows;

- Children's Aid Society of the City of Kingston and County of Frontenac (Sharbot Lake Office)
- Reporter, Kingston Whig-Standard
- Frontenac Community Mental Health – Rural Outreach
- Editor, Kingston Whig-Standard
- County Council members:
- KFL&A Public Health
- Reporter - The Heritage and Gazette Newspapers
- Staff Sergeant, OPP Frontenac Detachment
- Habitat for Humanity
- The Community Foundation of Greater Kingston
- Editor, Frontenac News
- Land O'Lakes Communications Network
- Community Service Organizations



-
- Service Providers
 - Local Business
 - P.C.C.C. - Health Services
 - Kingston District Labour Council
 - President, Frontenac Federation of Agriculture
 - Reporter, Kingston Whig-Standard
 - Kingston This Week
 - Business Development Officer, Frontenac CFDC
 - Social Housing Registry Program, Community and Family Services Department
 - City of Kingston Community Development Services Group
 - Faith Groups
 - Early Years Program Supervisor, Kingston & Islands Ontario Early Years Centre
 - National Farmers Union Ontario
 - Community Service Organizations
 - Katarokwi Native Friendship Centre
 - 1000 Islands Region Workforce Development Board
(Lennox & Addington, Frontenac, Leeds & Grenville Training Board)
 - Home Base Housing
 - Kingston Not-for-Profit Housing Association
 - CKWS TV
 - Community Living Kingston
 - Frontenac Community Mental Health Services
 - Queen's University School of Urban & Regional Planning-Education
 - Corrections Canada

The participants represented a range of backgrounds and were involved in a variety of ways:

- 15 provided information through e-mailed surveys or requests for specific information
- 15 Face-to-Face interviews
- 8 attended the Public Forums



5.0 Concluding Observations

A number of observations result from this review of Homelessness and Affordable Housing in the County of Frontenac:

- Overall, Frontenac County does not appear to be unreasonably stressed for affordable housing compared to other communities. About 19% of the households in Frontenac County are stressed by paying more than 30% of their income to meet accommodation needs (30% of income being the provincial benchmark for “affordability”). This figure of 19% compares with 25% of Ontario residents who are stressed with respect to housing and 28% in Kingston.
- The comparable figure for stressed households varies from township to township -- from 10.8% to 21.8% -- compared to the County average of 19%.
- That being said, the social housing registry waiting list shows need for certain populations -- particularly low income and other more vulnerable populations.
- Figures from social agencies indicate significant numbers of Frontenac County residents must travel to the City of Kingston for social services, and it can be expected that a number of them have associated housing issues. There are no local transitional or emergency housing facilities to serve them.
- Hidden homelessness is an issue, especially in rural communities, and despite the absence of formal data gathering there is reason to believe it applies in Frontenac County based on anecdotal evidence, the experience in other jurisdictions and indirect signs from social agencies.

Next steps might include identification of options to further explore these issues and propose alternatives to respond to needs for emergency shelter, transitional and affordable housing for stressed or insecurely housed (and often vulnerable) residents of Frontenac County.



Appendix: Summary Statistics for the Frontenacs

South Frontenac Profile

- Population in 2006 – 18,227
- Population growth rate (1996-2006) – 16.0%
- Population profile – youngest of the four Townships, but over the past 10 years it has experienced significant growth in the number of older residents (over the age of 45), while its under-45 population has remained mostly unchanged.

- Median Total Income in 2000 - \$25,525
- Percentage of Population 15 or over with income in 2000 – 94.0%
- Percentage of Households paying 30% or more of their income on Housing in 2000 – 19.1%

- Total private dwellings occupied by usual residents = 6,770
- Single detached houses represented 92% of all occupied private dwellings are (compared to 56% for Ontario)
- Number of owned dwellings = 6,190
- Number of rented dwellings = 575
- 4,080 dwellings were constructed before 1986
- 2,690 dwellings were constructed between 1986 and 2006

- Number of lone parent families, the majority of which are female = 425

- The 2006 Census noted that 8% of dwellings in South Frontenac required major repair. (This figure compares with 6.6% for Ontario overall.)

- 2001 Census Data: Average gross monthly payments for rented dwellings = \$ 627
- 2001 Census Data: Average monthly payments for owner-occupied dwellings = \$ 816

- Current Available Social Housing units (From Table 3):
 - No Emergency Shelter Spaces
 - No Transitional Housing Units
 - No Supportive Housing Units – Adults, Families
 - 28 Not-for-Profit Housing Units – Adults, Families
 - 55 Not-for-Profit Housing Units – Seniors
 - No Co-operative Housing Units

- Supportive Housing for seniors is available at Fairmont Home.



Central Frontenac Profile

- Population in 2006 – 4,665
- Population growth rate (1996-2006) – 1.1%
- Population profile – second youngest of the four Townships, but has experienced significant growth in older residents in past 10 years, along with a significant drop in residents aged 25-44.

- Median Total Income in 2000 - \$16,564
- Percentage of Population 15 or over with income in 2000 – 93.2%
- Percentage of Households paying 30% or more of their income on Housing in 2000 – 21.8%.

- Total private dwellings occupied by usual residents = 1,845
- Single detached houses represented 94% of all occupied private dwellings are (compared to 56% for Ontario)
- Number of owned dwellings = 1,610 (87%)
- Number of rented dwellings = 230 (13%)
- 1,375 dwellings were constructed before 1986
- 465 dwellings were constructed between 1986 and 2006

- Number of lone parent families, the majority of which are female = 180

- The 2006 Census noted that 10.8% of dwellings in Central Frontenac required major repair. (This figure compares with 6.6% for Ontario overall.)

- 2001 Census Data: Average gross monthly payments for rented dwellings = \$ 751 (which is close to provincial average)
- 2001 Census Data: Average monthly payments for owner-occupied dwellings = \$ 598

- Current Available Social Housing units:
 - No Emergency Shelter Spaces
 - No Transitional Housing Units
 - No Supportive Housing Units – Adults, Families
 - 19 Not-for-Profit Housing Units – Adults, Families
 - No Not-for-Profit Housing Units – Seniors
 - No Co-operative Housing Units



North Frontenac Profile

- Population in 2006 – 1,904
- Population growth rate (1996-2006) – 7.4%
- Population profile – oldest of the four Townships, with a strikingly low number of residents under the age of 45. Compared to the other townships, North Frontenac has a very small proportion of its population under the age of 45, and that population has not been increasing in the last 10 years. Its population over the age of 45 has grown, although not to the same extent as that of the other Townships.

- Median Total Income in 2000 - \$15,001
- Percentage of Population 15 or over with income in 2000 – 95.9%
- Percentage of Households paying 30% or more of their income on Housing in 2000 – 18.4%.

- Total private dwellings occupied by usual residents = 870
- Single detached houses represented 96% of all occupied private dwellings are (compared to 56% for Ontario)
- Number of owned dwellings = 785 (90%)
- Number of rented dwellings = 85 (10%)
- 630 dwellings were constructed before 1986
- 235 dwellings were constructed between 1986 and 2006

- Number of lone parent families, the majority of which are female = 55

- The 2006 Census noted that 7.5% of dwellings in North Frontenac required major repair. (This figure compares with 6.6% for Ontario overall.)

- 2001 Census Data: Average gross monthly payments for rented dwellings = \$ 418
- 2001 Census Data: Average monthly payments for owner-occupied dwellings = \$ 403

- Current Available Social Housing units:
 - No Emergency Shelter Spaces
 - No Transitional Housing Units
 - No Supportive Housing Units – Adults, Families
 - No Not-for-Profit Housing Units – Adults, Families
 - No Not-for-Profit Housing Units – Seniors
 - No Co-operative Housing Units



Frontenac Islands Profile

- Population in 2006 – 1,862
- Population growth rate (1996-2006) – 12.1%
- Population breakdown – second oldest of the 4 Townships, has experienced declines in all population cohorts under the age of 45 in the last 10 years while its 45 and up cohorts have increased substantially.

- Median Total Income in 2000 - \$27,048
- Percentage of Population 15 or over with income in 2000 – 99.6%
- Percentage of Households paying 30% or more of their income on Housing in 2000 – 10.8%. Frontenac Islands has a much lower than average percentage of its households that pay 30% or more of their income on housing.

- Total private dwellings occupied by usual residents = 780
- Single detached houses represented 94% of all occupied private dwellings are (compared to 56% for Ontario)
- Number of owned dwellings = 715
- Number of rented dwellings = 65
- 560 dwellings were constructed before 1986
- 220 dwellings were constructed between 1986 and 2006

- Number of lone parent families, the majority of which are female = 45

- The 2006 Census noted that 18.6% of dwellings in Frontenac Islands required major repair. (This figure compares with 6.6% for Ontario overall.)

- 2001 Census Data: Average gross monthly payments for rented dwellings = \$ 737
- 2001 Census Data: Average monthly payments for owner-occupied dwellings = \$ 670

- Current Available Social Housing units (From Table 3):
 - No Emergency Shelter Spaces
 - No Transitional Housing Units
 - No Supportive Housing Units – Adults, Families
 - No Not-for-Profit Housing Units – Adults, Families
 - No Not-for-Profit Housing Units – Seniors
 - No Co-operative Housing Units